








Activity Calendar

Theme: Oviparous Animals



<p>Monday</p> 	<p>Learning Goal: Collects and records data through drawing, writing, dictation, and photographs.</p> <p>Resource: What Comes from an Egg? Everyday Learning</p> <p>Activity: Egg Drop Science Experiment (under Support Materials) • After the experiment you can enjoy the eggs as a snack!</p>
<p>Tuesday</p> 	<p>Learning Goal: Uses vocabulary to describe objects</p> <p>Resource: An Egg is Quiet Between the Lions</p> <p>Activity: Draw an egg in your journal and decorate the shell. Have a grownup help you write two words that describe your design. (example: spotted, blue)</p>
<p>Wednesday</p> 	<p>Learning Goal: Observes that living things differ with regard to their needs and habitats</p> <p>Interactive game: Backyard Birds Everyday Learning</p> <p>Activity: After playing the game, go on a nature walk with your grown-up to observe and listen for birds. Take a picture of your favorite bird. Draw a picture of your bird's habitat in your journal.</p>
<p>Thursday</p> 	<p>Learning Goal: Explore art processes and media to express ideas.</p> <p>Resource: The Sea Turtle Hatch Wild Kratts</p> <p>Activity: Egg Carton Turtles</p>
<p>Friday</p> 	<p>Learning Goal: Recognize that animals need the basic necessities of air, water, food, and space.</p> <p>Resource: Let's Make a Bird Feeder Nature Cat</p> <p>Activity: Nature Cat's DIY Bird Feeder</p>



Get Ready, Set, Prep

Theme: Oviparous Animals



Materials for the Week

Monday

Weekly Journal – Fold three pieces of paper, staple, add the theme title, and illustrate the cover
Crayons, markers, and/or colored pencils
Egg Drop Experiment materials: 3 hardboiled eggs, 3 zip bags, three types of soft materials to protect the eggs when dropped (ex: cotton, crumbled paper, grass, socks, etc.)

Tuesday

Weekly Journal
Crayons, markers, and/or colored pencils

Wednesday

Weekly Journal
Crayons, markers, and/or colored pencils

Thursday

Weekly Journal
Crayons, markers, and/or colored pencils
Kid scissors
Egg Carton Turtles materials: egg carton, pom-pom or cotton ball, wiggle eyes (or buttons or just draw in the eyes)

Friday

Weekly Journal
Crayons, markers, and/or colored pencils
Printable: [Let's Make a Bird Feeder](#) (page 3-4)
Let's Make a Bird Feeder materials: toilet paper roll, stick, twine, peanut butter, birdseed (or popcorn, crushed eggshells – birds eat shells for calcium in order to produce their own shells)

Learning Resources

Discussion Questions

- What animals lay eggs?
- What kind of things do eggs need to hatch?
- What happens to an egg if it doesn't get these things?
- Are all eggs the same?
- What animals lay the largest eggs?

Vocabulary Words

hatch


oviparous

habitat

Resources from [PBS KIDS for Parents](#)

[Book Suggestions](#)

Article: [Help Your Child Think Like a Scientist](#)



Fun Extras



Storyline Online:
[Quackenstein Hatches a Family](#)



Cooking:
[Deviled Chick Eggs](#)