









Activity Calendar

Theme: Insects









<p>Monday Types of Insects</p> 	<p>Learning Goal: Children will intentionally use scribbles/writing to convey meaning (labeling and captioning).</p> <p>Video Resource: What is an Insect Everyday Learning</p> <p>Slideshow: Monarch Butterfly</p> <p>Activity: In your journal, draw an insect with 6 legs, 2 wings, and 2 antennae. Ask a grownup to help you label each body part!</p>
<p>Tuesday Bees - Pollination</p> 	<p>Learning Goal: Children will begin to demonstrate an understanding of cause and effect through investigation and conversation.</p> <p>Video Resource: Follow that Bee Wild Kratts</p> <p>Activity: Bee Pollination Experiment - As bees collect nectar, pollen sticks to their legs and is spread from flower to flower. Now pretend you are a bee. Draw flowers on several pieces of paper and place them around the room. Rub the cheese puffs on your fingers without licking them. "Fly" around for 10 seconds and "pollinate" as many flowers as you can. Draw what happened in your journal.</p>
<p>Wednesday Butterfly – Life Cycles</p> 	<p>Learning Goal: Children will begin to understand that all things grow, change and go through life cycles.</p> <p>Video Resource: Butterfly World Field Trip Kid Vision</p> <p>Printable Activity: Drink Like a Butterfly</p> <p>Journal Activity: In your journal, draw the life cycle of a butterfly (egg, caterpillar, chrysalis, butterfly)</p>
<p>Thursday Ants</p> 	<p>Learning Goal: Children will begin to demonstrate one-to-one correspondence when counting a number sequence.</p> <p>Video Resource: Ants Go Marching Nature Nuggets</p> <p>Activity: Run to the Anthill – Draw ants on the outside of a foam or plastic cup. Cut the bottom out and turn it upside down to resemble an anthill. Pretend you are an ant collecting "food." Each player gets 20 pieces of food (beans, cereal, or cut out leaves) then takes a turn rolling the die and adding that many pieces of "food" to their ant hill. The first person to add all the food to the anthill wins.</p>
<p>Friday Other Insects</p> 	<p>Learning Goal: Children will begin to combine a variety of open-ended, process-oriented and diverse art materials.</p> <p>Video Resource: Make a Dragonfly Dinosaur Train</p> <p>Video Activity: Read Great Books – Creating Insects Create insects using recyclables and homemade dough (recipe on materials page).</p>



Get Ready, Set, Prep

Theme: Insects



Materials for the Week		Learning Resources
Monday	<p>Weekly Journal – Fold three pieces of paper, staple, add the theme title, and illustrate the cover</p> <p>Crayons, markers, and/or colored pencils</p>	<p>Discussion Questions</p> <ul style="list-style-type: none"> • How many legs does an insect have? • What else do they have? • How do antennae help an insect?
Tuesday	<p>Weekly Journal</p> <p>Crayons, markers, and/or colored pencils</p> <p>Bee Pollination Experiment materials: Cheese puffs, markers or crayons, and several sheets of paper, scissors</p>	<p>Vocabulary Words</p> <p>insect chrysalis pollinate antennae colony</p>
Wednesday	<p>Weekly Journal</p> <p>Crayons, markers, and/or colored pencils</p> <p>Printable: Drink Like a Butterfly</p> <p>Drink Like a Butterfly materials: paper cup, straw, colored paper or white paper, scissors, juice (or your favorite drink)</p>	<p>Resources from PBS KIDS for Parents</p> <div style="display: flex; justify-content: space-around; align-items: center;"> <div style="text-align: center;">  <p>Butterfly Feeder</p> </div> <div style="text-align: center;">  <p>Count Ladybug Spots</p> </div> </div>
Thursday	<p>Weekly Journal</p> <p>Crayons, markers, and/or colored pencils</p> <p>Run to the Anthill materials: foam or plastic cup per player, die, 20 pieces of ant food per player (cereal, beans, or leaves cut out of paper)</p>	<p>FREE PBS KIDS Apps</p> <p><i>Download on your mobile app</i></p> <div style="display: flex; justify-content: space-around; align-items: center;"> <div style="text-align: center;">  <p>Outdoor Family Fun with Plum</p> </div> <div style="text-align: center;">  <p>PBS Parents Play and Learn Play: In the Garden</p> </div> </div>
Friday	<p>Weekly Journal</p> <p>Crayons, markers, and/or colored pencils</p> <p>Creating Insects materials: pipe cleaners, buttons, wiggle eyes, and other recyclables.</p> <p>Homemade Dough recipe: 1 cup water, 1 cup salt, 2 cups flour, 1 tbsp. oil, food coloring. Mix all the ingredients until dough is formed. Store unused dough in airtight container.</p>	<p>Fun Extras</p> <div style="display: flex; justify-content: space-around; align-items: center;"> <div style="text-align: center;">  <p>Storyline Online: Please Please the Bees</p> </div> <div style="text-align: center;">  <p>Snack Hacks: Banana Butterflies</p> </div> </div>