



Activity Calendar

Theme: Plants



Monday



Learning Goal: Children will begin to understand that all living things grow, change and go through life cycles.

Video Resource: [From Seed to Fruit | Everyday Learning](#)

Interactive Game: [From Seed to Fruit | Everyday Learning](#)

Activity: Zip Bag Green House – Place a folded paper towel (or cotton balls) into a zip bag. Add 2-3 beans and enough water to moisten the paper towel or cotton. Zip the bag closed and tape to the window. Draw a picture in your journal every day to observe how your seed sprouts.

Tuesday



Learning Goal: Children will begin to identify characteristics of a variety of plants including physical attributes.

Video Resource: [Experimenting with Seeds | Peep and the Big Wide World](#)

Activity: Seeds in Our Foods – Cut open several pieces of fruits or vegetables containing seeds and examine (optional: use the zoom lens on your phone for a closer look). Draw a picture of each fruit or vegetable and their seeds. Can you count how many in each?

Wednesday



Learning Goal: Children will begin to distinguish between living and non-living things.

Video Resource: [Under the Ground | Daniel Tiger's Neighborhood](#)

Interactive Game: [Ready Set Grow | Sesame Street](#)

Printable Activity: [Daisy's Garden](#) – Help Daisy select plants for her garden. Cut out the pictures and glue them to design the garden.

Thursday



Learning Goal: Children will begin to discover, sort, and compare/contrast objects that are naturally found in the environment to explore process-oriented and diverse art materials.

Video Resource: [From Seed to Flower](#)

Video Activity: [Paint with Nature | Nature Cat](#)

Friday



Learning Goal: Children will begin to collect and record data through drawing, writing, dictation and taking photographs.

Video Resource: [What is Water?](#)







Video Activity: [Plant a Terrarium](#)



Get Ready, Set, Prep

Theme: Plants



Materials for the Week		Learning Resources
Monday	<p>Weekly Journal – Fold three pieces of paper, staple, add the theme title, and illustrate the cover</p> <p>Crayons, markers, and/or colored pencils</p> <p>Zip Bag Green House materials: zip bags, paper towels, water, beans or seeds</p>	<p>Discussion Questions</p> <ul style="list-style-type: none"> • Do plants move? • What do plants need to grow? • How can we help plants to grow? • How do plants help us?
Tuesday	<p>Weekly Journal</p> <p>Crayons, markers, and/or colored pencils</p> <p>Seeds in Our Foods materials: variety of foods with seeds (such as apple, orange, tomato, pepper, cucumber, lemon, or avocado), plastic knife, paper towel or plate</p>	<p>Vocabulary Words</p> <p>seed sprout plant root stem soil</p>
Wednesday	<p>Weekly Journal</p> <p>Crayons, markers, and/or colored pencils</p> <p>Printable: Daisy's Garden</p> <p>Scissors</p> <p>Glue</p>	<p>Resources from PBS KIDS for Parents</p> <div style="display: flex; align-items: center;">  <div style="flex-grow: 1;"> <p>Book Suggestions: Best Gardening Books for Kids</p> </div>  <div style="flex-grow: 1;"> <p>Article: Gardening with Kids</p> </div> </div>
Thursday	<p>Weekly Journal</p> <p>Crayons, markers, and/or colored pencils</p> <p>Paint with Nature materials: paper, variety of leaves or plants (from the yard), paper plate, paint (or try homemade paint)</p> <p>Homemade Paint recipe: Mix ½ cup each of flour, salt, and water. Separate into baggies and add desired food coloring (add a little more water for thinner paint).</p>	<p>FREE PBS KIDS Apps</p> <p><i>Download on your mobile device</i></p> <div style="display: flex; align-items: center;">  <div style="flex-grow: 1;"> <p>Nature Cat's Great Outdoors</p> </div>  <div style="flex-grow: 1;"> <p>Peep and the Big Wide World Quack's Apples</p> </div> </div>
Friday	<p>Weekly Journal</p> <p>Crayons, markers, and/or colored pencils</p> <p>Terrarium materials: glass jar with lid, backyard soil, rocks, twigs, water, small plants from the yard (with roots intact)</p>	<p>Fun Extras</p> <div style="display: flex; align-items: center;">  <div style="flex-grow: 1;"> <p>Snack Hacks: Apple Donuts</p> </div>  <div style="flex-grow: 1;"> <p>Dot's Nature Bingo</p> </div> </div>